

CONFORT 125

Sliding systems





CONFORT 125

Sliding and lift-sliding doors at maximum comfort

Confort 125 is a thermally insulated sliding and lift-sliding system that is durable, stable and robust. The system is available in a 1, 2 and 3 rail version, so a 6-leaf sliding door is perfectly feasible. With a maximum vent weight of 240 kg for the sliding and 300 kg for the lift-sliding version, large glazed areas are easily attainable.

Strength & Durability

- A combination of strong profiles and stainless steel rollers with polyamide support, allows Confort 125 to be used for glazed areas up to 2,5 m (height) for the sliding version.
- The stainless steel rollers are self-levelling which assures that the vent glides effortlessly, even up to a maximum weight of 240 kg. Stainless steel wheels do not deform and so guarantee a long-life performance.
- The lift-slide hardware allows vents up to 300 kg with glazed areas up to 2,8 m.
- The vent profiles with a building depth of 50 mm accommodate glazing from 4 to 35,5 mm.
- Confort 125 sliding doors are compatible with other Sapa Building System products such as our conservatory, turning and curtain wall systems.





Architect: Niewold Architecten, Mechelen, Belgium

Safety

- Multipoint security locks can be applied on the sliding and lift-sliding version.
- The lock of the vent has an anti-lift device. Moreover, a central security piece on top of the vent prevents lifting.
- Internal tubular glazing beads prevent unclipping of the glazing beads from the outside.
- The lock of Confort 125 can include a night vent position, which assures a healthy ventilation of the building.
- Burglary resistance: Class 2 (ENV 1627-1630)
- Impact test: Class 5 (EN 13049)

Design

- The gutter section frame allows the internal floor finishes to be flush with the inner frame and avoids thresholds.
- All standard shades and ventilation systems can easily be integrated.
- A comprehensive range of supplementary profiles allows the fenestration to be integrated perfectly into the building.
- Design glazing beads add extra finish.
- Specially designed end pieces make Confort 125 complete in all respects.

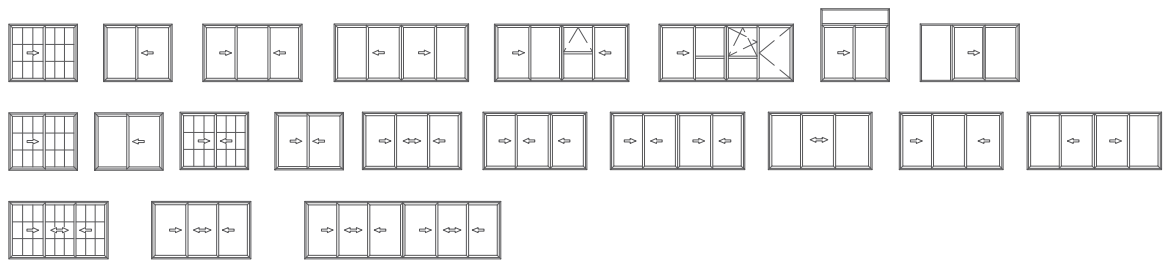
Confort 125 is available in 1-, 2-, 3-rail, each offering specific advantages and design solutions:

- **Confort 125, 1-rail:** Combination of a sliding vent and a fixed screen, which can also include turning vents. Fixed screens can be integrated on top or at the sides of the sliding vent by using an integrated combination profile. Possibility to have the vent on the outside or on the inside.
- **Confort 125, 2-rail:** Combination of sliding vents with 1, 2, 3 or 4 vents; fixed and sliding parts have the same sightline.
- **Confort 125, 3-rail:** Combination of sliding vents with 3-rail frame, max. 6 vents. The perfect solution for larger glass surfaces.

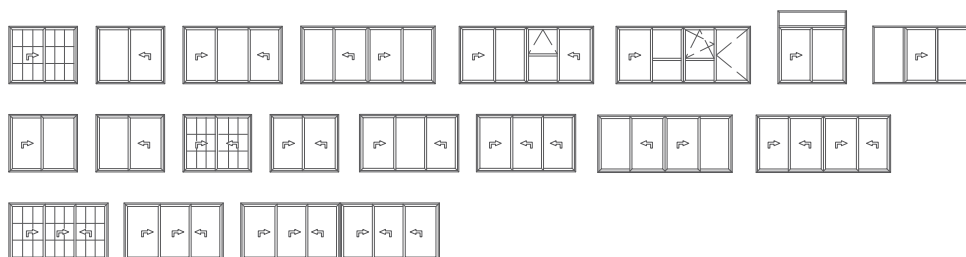


Architect: Comodo Architecten, Leuven, Belgium

Confort 125 slide version



Confort 125 lift-slide version



CONFORT 125

Resistance

- Efficient water evacuation is ensured via punched drain holes and integrated sealing plugs.
- Hi-Fin brush gaskets ensure perfect weather resistance in the sliding version.
- For the lift-slide version, EPDM gaskets guarantee perfect tightness.
- Brush draught excluders, positioned centrally between each vent, keep the sliding doors draught free.
- The glass fibre reinforced polyamide strips (PA 6.6 GF25) ensure good thermal insulation. The synthetic protection gutter offers an increased thermal protection.
- Special profile for bi-metal solution.





Fabrication

- Both frames and vents are assembled using eccentric or press corners. Corner chevrons guarantee a perfect alignment of the corners.
- All profiles are prefabricated using the specially designed punching tools. Drainage holes, vent cut outs and the holes punched for the eccentric cleats are therefore very precise, ensuring fast and accurate assembly.
- Fabrication manuals and precise software give the fabricator the information he requires to proceed swiftly.
- Confort 125 is complementary with the turning system Avantis. As a result, cutting losses are limited and identical vent profiles, glazing beads and glazing gaskets can be used for sliding and turning applications.
- Both sliding and lift-sliding versions use identical frame profiles, rails, glazing gaskets and sealing pieces, which proves the optimal use of materials.
- Sapa Building System offers its software SapaLogic, an open concept for automation, to fabricators who have a CNC machining center.





Maintenance

- All Sapa System profiles can be easily cleaned.
- Aluminium does not rust, rot or tear and the shape does not deform.
- Aluminium is a green product. It can be recycled infinitely without quality loss.

Finishes

- Over 400 powder coated paint colours in matt, gloss or satin.
- Unique wood effect, textured and textured metallic ranges are available.
- Anodised finish is also an option.
- Accessories can be supplied in corresponding colours to match the profiles.
- Polyamide thermal breaks allow bi-colour finishes, so that the exterior design requirements do not infringe the interior design requests.
- Our surface finishes meet the highest standards of Qualicoat or Qualanod.

Project support

- Sapa Building System's experienced project team will advise you on the best product solutions.
- We can help you with pricing, strength calculations, building connections, thermal simulations, etc.
- Specific project solutions can be developed.
- Samples, catalogues, technical specifications and digital drawings are available.

CHARACTERISTICS AND PERFORMANCES

Dimensions




Min sightline fixed part 1-rail	50 mm
Min sightline sliding part 1-rail	131 mm
Min sightline sliding part 2-rail and 3-rail	131 mm
Min sightline transom in vent	72 mm
Profile depth 1-rail	117,5 mm
Profile depth 2-rail	110,5 / 125 mm
Profile depth 3-rail	192,5 mm
Profile depth vent	50 mm

Glazing




Infill thickness fixed parts 1-rail	4 - 35,5 mm
Infill thickness sliding parts 1-, 2-, 3-rail	4 - 35,5 mm
Glazing method	dry glazed with EPDM gaskets or silicon

Weather tests




sliding version

	4 (600 Pa) EN 12207
	7A (300 Pa) EN 12208
	C4 (1600, sec 2400 Pa) EN 12210



lift-slide version

	4 (600 Pa) EN 12207
	8A (450 Pa) EN 12208
	C3 (1200, sec 2000 Pa) EN 12210

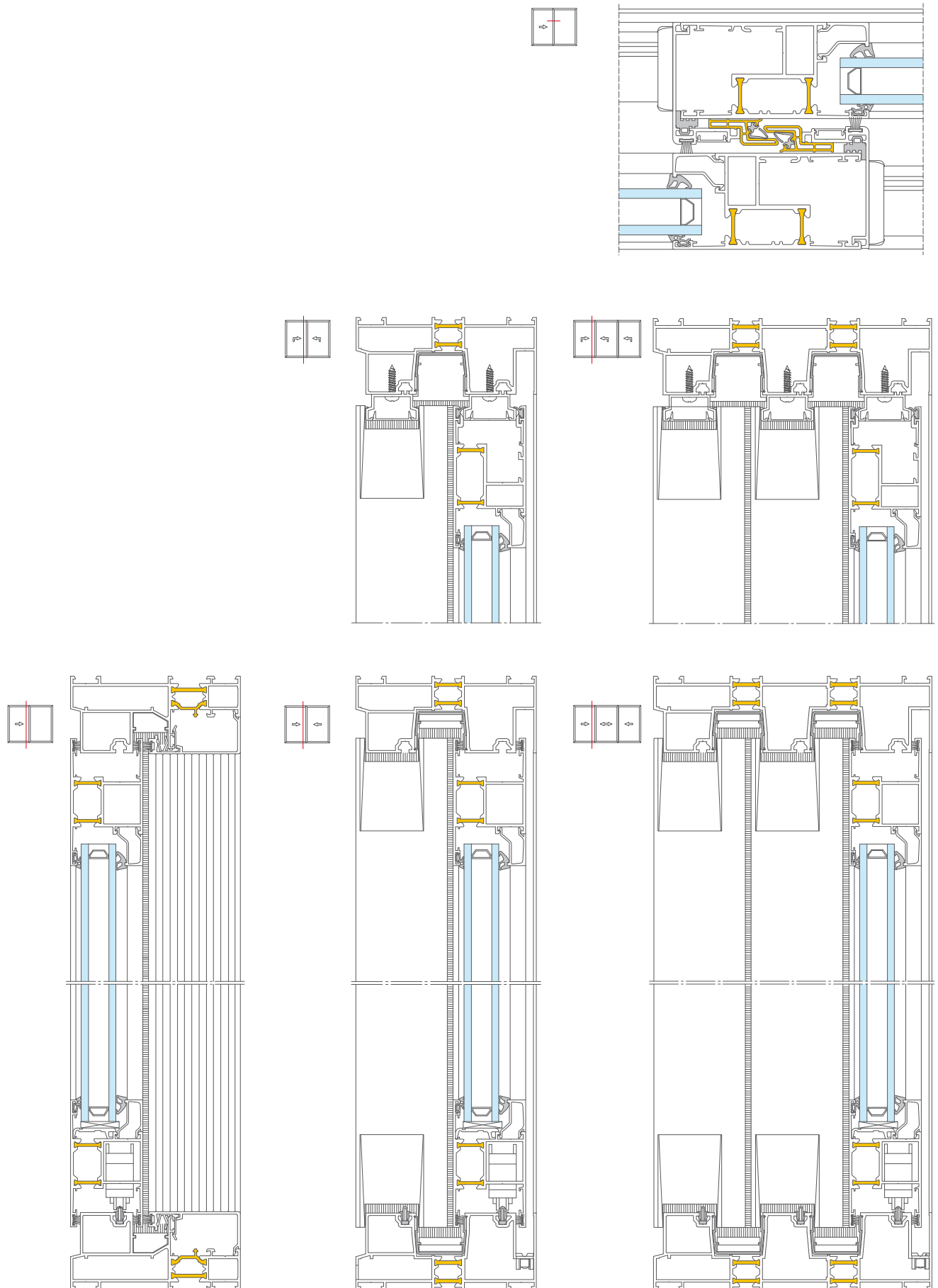
Acoustic insulation

	38 (-1;-2) dB (6/16/44.2)
	41 (-1;3) dB (44.2/15/55.2A)
	41 (-1;-3) dB (12/12/44.4A)

Security tests

	Class 2 (ENV1627-1630)
	Class 5 (EN 13049)

CONFORT 125



Further Information

Hazlemere Commercial has a user friendly website, putting the information you need at your finger tips.

Go to www.hazlemerecommercial.co.uk to find more detailed information about our products, case studies and service.

There is also an enquiry service, so if you cannot find exactly what you need, you can email us for a timely response.

Head Office and Factory

Wellington Road, Cressex Business Park, High Wycombe, Buckinghamshire. HP12 3PR

T: 01494 897600 E: info@hazlemerecommercial.co.uk www.hazlemerecommercial.co.uk